

**2018**

2018

2018

“ ”

2018





|         |  |
|---------|--|
|         |  |
|         |  |
|         |  |
|         |  |
|         |  |
| “2011 ” |  |
|         |  |
|         |  |
|         |  |
|         |  |
|         |  |

|  |  |
|--|--|
|  |  |
|--|--|

|  |  |
|--|--|
|  |  |
|  |  |
|  |  |



|  |  |
|--|--|
|  |  |
|--|--|

2018

1

**2018**

2018

40

40

1 2018

2 2018

3 2018

90%

200

3000

Nature

9837

15

5

10

395

2659 SCIE

16

11884

175

21

3

9

ESI



1%

2

1

THE

U.S.NEWS

|  |            |  |            |  |            |
|--|------------|--|------------|--|------------|
|  |            |  |            |  |            |
|  |            |  |            |  |            |
|  | 165,574.66 |  | 133.82     |  | 193,790.67 |
|  | 130.00     |  |            |  | 127,607.53 |
|  |            |  |            |  | -          |
|  | 132,364.55 |  |            |  | 945.77     |
|  | 1,190.30   |  | 276,547.48 |  | -          |
|  |            |  | 2,830.24   |  |            |
|  | 40,935.33  |  | 51.57      |  |            |
|  |            |  | 15,160.33  |  |            |
|  |            |  | 19.00      |  |            |
|  |            |  | 107.50     |  |            |
|  |            |  |            |  |            |
|  |            |  | 146.36     |  |            |
|  |            |  |            |  |            |
|  |            |  |            |  |            |

|  |            |  |           |            |
|--|------------|--|-----------|------------|
|  |            |  |           |            |
|  |            |  |           |            |
|  |            |  |           |            |
|  |            |  | 27,332.28 |            |
|  |            |  |           |            |
|  |            |  | 15.40     |            |
|  |            |  |           |            |
|  |            |  |           |            |
|  | 340,064.85 |  |           | 322,343.97 |
|  | 4,157.10   |  |           | 244.53     |
|  | 125,042.81 |  |           | 146,676.26 |
|  |            |  |           | -          |
|  | 469,264.76 |  |           | 469,264.76 |

|              |  |            |            |   |            |          |   |           |
|--------------|--|------------|------------|---|------------|----------|---|-----------|
|              |  |            |            |   |            |          |   |           |
|              |  |            |            |   |            |          |   |           |
|              |  | 340,064.85 | 165,574.66 | - | 132,364.55 | 1,190.30 | - | 40,935.33 |
| <b>201</b>   |  | 207.40     | 207.40     | - | -          | -        | - | -         |
| <b>20110</b> |  | 102.40     | 102.40     | - | -          | -        | - | -         |
| 2011099      |  | 102.40     | 102.40     | - | -          | -        | - | -         |
| <b>20114</b> |  | 100.00     | 100.00     | - | -          | -        | - | -         |
| 2011405      |  | 100.00     | 100.00     | - | -          | -        | - | -         |
| <b>20117</b> |  | 5.00       | 5.00       | - | -          | -        | - | -         |
| 2011709      |  | 5.00       | 5.00       | - | -          | -        | - | -         |
| <b>205</b>   |  | 293,184.34 | 140,345.09 | - | 110,713.61 | 1,190.30 | - | 40,935.33 |
| <b>20502</b> |  | 293,184.34 | 140,345.09 | - | 110,713.61 | 1,190.30 | - | 40,935.33 |
| 2050205      |  | 293,184.34 | 140,345.09 | - | 110,713.61 | 1,190.30 | - | 40,935.33 |
| <b>206</b>   |  | 3,599.70   | 3,599.70   | - | -          | -        | - | -         |
| <b>20602</b> |  | 940.00     | 940.00     | - | -          | -        | - | -         |
| 2060203      |  | 940.00     | 940.00     | - | -          | -        | - | -         |
| <b>20603</b> |  | 320.00     | 320.00     | - | -          | -        | - | -         |
| 2060303      |  | 320.00     | 320.00     | - | -          | -        | - | -         |

|              |  |           |           |   |   |   |   |   |
|--------------|--|-----------|-----------|---|---|---|---|---|
| <b>20605</b> |  | 300.00    | 300.00    | - | - | - | - | - |
| 2060503      |  | 300.00    | 300.00    | - | - | - | - | - |
| <b>20606</b> |  | 48.80     | 48.80     | - | - | - | - | - |
| 2060603      |  | 48.80     | 48.80     | - | - | - | - | - |
| <b>20699</b> |  | 1,990.90  | 1,990.90  | - | - | - | - | - |
| 2069901      |  | 180.00    | 180.00    | - | - | - | - | - |
| 2069999      |  | 1,810.90  | 1,810.90  | - | - | - | - | - |
| <b>207</b>   |  | 223.80    | 223.80    | - | - | - | - | - |
| <b>20701</b> |  | 73.80     | 73.80     | - | - | - | - | - |
| 2070199      |  | 73.80     | 73.80     | - | - | - | - | - |
| <b>20702</b> |  | 120.00    | 120.00    | - | - | - | - | - |
| 2070204      |  | 120.00    | 120.00    | - | - | - | - | - |
| <b>20799</b> |  | 30.00     | 30.00     | - | - | - | - | - |
| 2079902      |  | 30.00     | 30.00     | - | - | - | - | - |
| <b>208</b>   |  | 15,160.33 | 15,160.33 | - | - | - | - | - |
| <b>20805</b> |  | 15,120.28 | 15,120.28 | - | - | - | - | - |
| 2080505      |  | 10,771.55 | 10,771.55 | - | - | - | - | - |
| 2080506      |  | 4,348.73  | 4,348.73  | - | - | - | - | - |
| <b>20807</b> |  | 40.05     | 40.05     | - | - | - | - | - |
| 2080713      |  | 40.05     | 40.05     | - | - | - | - | - |
| <b>210</b>   |  | 34.00     | 34.00     | - | - | - | - | - |
| <b>21099</b> |  | 34.00     | 34.00     | - | - | - | - | - |
| 2109901      |  | 34.00     | 34.00     | - | - | - | - | - |
| <b>213</b>   |  | 193.00    | 193.00    | - | - | - | - | - |

|              |  |           |          |   |           |   |   |   |
|--------------|--|-----------|----------|---|-----------|---|---|---|
| <b>21301</b> |  | 193.00    | 193.00   | - | -         | - | - | - |
| 2130106      |  | 193.00    | 193.00   | - | -         | - | - | - |
| <b>221</b>   |  | 27,332.28 | 5,681.34 | - | 21,650.94 | - | - | - |
| <b>22102</b> |  | 27,332.28 | 5,681.34 | - | 21,650.94 | - | - | - |
| 2210201      |  | 7,548.12  | -        | - | 7,548.12  | - | - | - |
| 2210202      |  | 19,784.16 | 5,681.34 | - | 14,102.82 | - | - | - |
| <b>229</b>   |  | 130.00    | 130.00   | - | -         | - | - | - |
| <b>22960</b> |  | 130.00    | 130.00   | - | -         | - | - | - |
| 2296003      |  | 130.00    | 130.00   | - | -         | - | - | - |











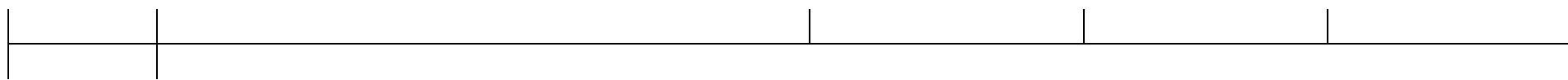






















|  |  |  |  |  |
|--|--|--|--|--|
|  |  |  |  |  |
|  |  |  |  |  |
|  |  |  |  |  |
|  |  |  |  |  |













|  |  |  |  |  |  |  |  |
|--|--|--|--|--|--|--|--|
|  |  |  |  |  |  |  |  |
|  |  |  |  |  |  |  |  |
|  |  |  |  |  |  |  |  |
|  |  |  |  |  |  |  |  |
|  |  |  |  |  |  |  |  |





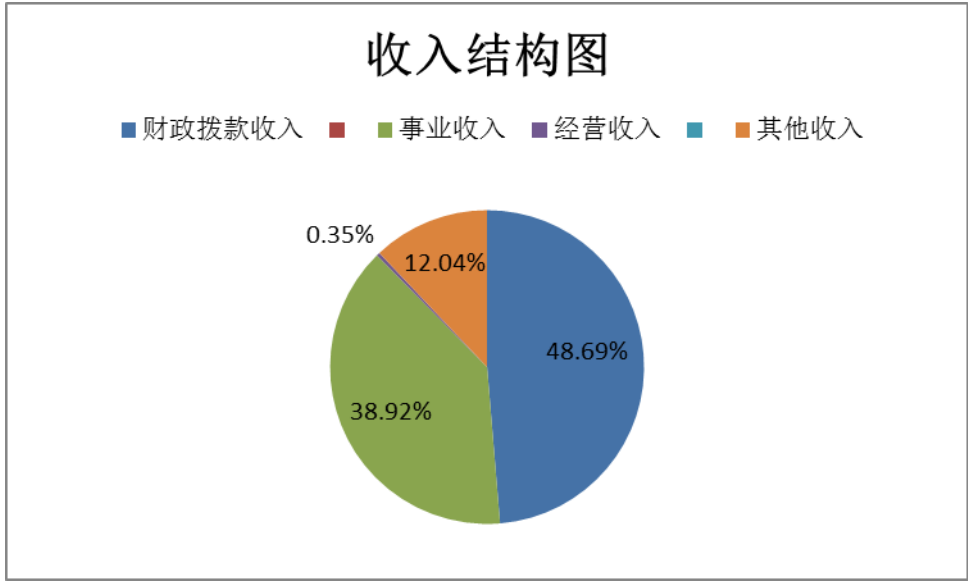
|  |  |  |  |
|--|--|--|--|
|  |  |  |  |
|  |  |  |  |
|  |  |  |  |
|  |  |  |  |
|  |  |  |  |
|  |  |  |  |

|         |       |           |           |
|---------|-------|-----------|-----------|
|         | 2018  | 340064.85 | 322343.97 |
|         |       | 23353.48  | 41181.05  |
|         |       |           | 7.37%     |
| 14.65%  |       |           |           |
|         |       | 340064.85 |           |
| 1       |       | 165574.66 |           |
|         |       |           | 6559.94   |
| 4.13%   |       |           |           |
| 2       |       | 0.00      |           |
| 3       |       | 132364.55 |           |
|         |       |           | 6553.67   |
|         |       |           | 5.21%     |
| 4       |       | 1190.30   |           |
|         |       |           | 55.78     |
|         | 4.92% |           |           |
| 5       |       | 0.00      |           |
| 6       |       | 40935.33  |           |
|         |       | 10184.08  | 33.12%    |
|         |       |           | 7280.00   |
| 8387.83 |       |           | 304.70    |

|           |           |          |          |
|-----------|-----------|----------|----------|
| 1524.07   |           | 1387.16  | 213.54   |
|           | 13.57     |          |          |
| 7         |           | 4157.10  |          |
| 8         | 125042.81 |          |          |
|           | 2017      |          | 2017     |
|           |           |          | 2017     |
|           | 2017      |          |          |
|           | 322343.97 |          |          |
| 1         |           | 133.82   |          |
|           |           | 145.56   | 52.10%   |
| 2         | 276547.48 |          |          |
|           | 14750.80  | 5.63%    |          |
| 3         | 2830.24   |          |          |
|           | 1442.77   | 103.99%  |          |
| 4         |           | 51.57    |          |
|           |           |          | 18.92    |
|           | 26.84%    |          |          |
| 5         |           | 15160.33 |          |
|           |           |          | 15127.93 |
| 46691.14% | 2018      |          |          |
|           |           | 10199.51 |          |
|           | 7344.62   |          | 2417.21  |

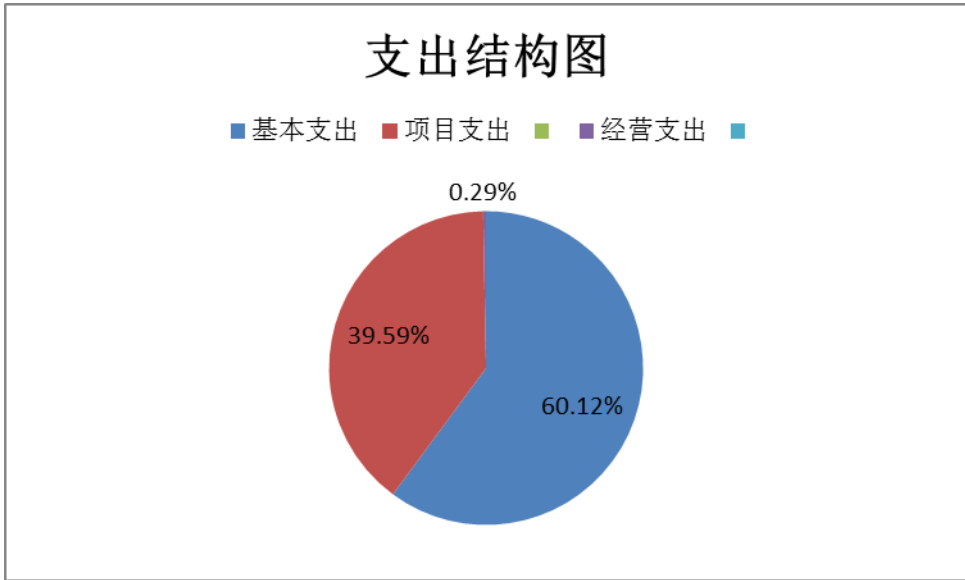


|           |        |           |        |        |
|-----------|--------|-----------|--------|--------|
| 6         |        |           | 19.00  |        |
|           |        |           |        | 19.00  |
| 7         |        | 107.50    |        |        |
|           | 107.50 |           |        |        |
| 8         |        | 27332.28  |        |        |
|           |        | 9747.61   | 55.43% |        |
| 9         | 15.40  |           |        | 15.40  |
| 10        | 244.53 |           |        |        |
|           |        |           |        | 158.95 |
| 185.73%   |        |           |        |        |
| 11        |        | 146676.26 |        |        |
|           | 2018   |           | 2018   |        |
|           |        | 2018      |        | 2018   |
| 2018      |        | 2018      |        |        |
|           |        | 340064.85 |        |        |
| 165574.66 | 48.69% |           | 0.00   |        |
| 132364.55 | 38.92% | 1190.30   |        | 0.35%  |
| 0.00      |        | 40935.33  |        | 12.04% |



1

|        |           |           |
|--------|-----------|-----------|
|        | 322343.97 | 193790.67 |
| 60.12% | 127607.53 | 39.59%    |
| 0.00   | 945.77    | 0.29%     |
| 0.00   |           |           |



2

2018

165574.66

|           |       |       |         |
|-----------|-------|-------|---------|
| 152500.23 |       |       | 6559.94 |
| 11611.14  | 4.13% | 8.24% |         |
|           |       | 1.2   | 1.35    |

|           |           |           |       |
|-----------|-----------|-----------|-------|
| 2018      | 152500.23 |           |       |
| 47.31%    |           | 11611.14  | 8.24% |
| 2018      |           | 110453.22 |       |
| 152500.23 |           | 138.07%   |       |

|        |       |  |         |
|--------|-------|--|---------|
| 1      |       |  |         |
| 30.00  | 30.00 |  | 100.00% |
| 2      |       |  |         |
| 188.22 | 85.82 |  | 45.60%  |
| 3      |       |  |         |
| 100.00 | 18.00 |  | 18.00%  |

|   |           |           |
|---|-----------|-----------|
| 1 |           | 140345.09 |
|   | 128354.67 | 91.46%    |

|   |       |        |
|---|-------|--------|
| 1 |       | 940.00 |
|   | 39.46 | 4.20%  |

|   |  |        |
|---|--|--------|
| 2 |  | 702.51 |
|---|--|--------|

|   |          |          |         |
|---|----------|----------|---------|
| 3 | 534.07   | 76.02%   | 1300.00 |
| 4 | 1116.58  | 85.89%   | 142.00  |
| 5 | 93.65    | 65.95%   | 180.00  |
| 6 | 180.00   | 100.00%  |         |
| 1 | 1842.26  | 866.48   | 47.03%  |
| 1 | 51.57    | 63.85%   | 80.76   |
| 1 | 10771.55 | 10771.55 | 100.00% |
| 2 | 4348.73  | 4348.73  | 100.00% |
| 3 | 40.05    | 100.00%  | 40.05   |
| 1 | 34.00    | 19.00    | 55.88%  |

|       |         |         |          |
|-------|---------|---------|----------|
| 1     |         |         | 107.50   |
|       | 107.50  | 100.00% |          |
| 1     |         |         | 328.67   |
|       | 146.36  | 44.53%  |          |
| 1     |         |         | 5681.34  |
|       | 5681.34 | 100.00% |          |
| 1     |         |         |          |
|       |         | 145.40  |          |
| 15.40 |         | 10.59%  |          |
|       | 2018    |         | 98651.12 |
|       |         |         | 95733.14 |
|       |         |         | 2917.98  |

|           |       |           |            |
|-----------|-------|-----------|------------|
|           |       | 2018      |            |
| 152484.83 |       | 11595.74  | 8.23%      |
|           | 2018  |           |            |
| 110453.22 |       | 152484.83 | 138.05%    |
|           | 2018  |           | 98651.12   |
|           |       | 95733.14  |            |
|           |       | 2917.98   |            |
|           |       | “ ”       |            |
|           | 2018  | “ ”       |            |
|           |       | 12.68     | “ ” 15.45% |
|           |       | 19.67     | “ ” 23.97% |
|           | 49.72 | “ ”       | 60.58%     |
| 1         |       | 12.68     | 26.70%     |
|           |       | 10.97     |            |
|           |       | 4         |            |

|        |        |         |        |
|--------|--------|---------|--------|
| 2      |        | 19.67   |        |
| 1      |        | 0.00    |        |
|        | 0      |         |        |
| 2      |        | 19.67   |        |
| 17.25% |        | 17.28   |        |
|        | 2018   |         |        |
|        | 11     |         |        |
| 3      | 49.72  | 38.25%  |        |
| 33.79  |        |         |        |
|        |        | 49.72   | 451    |
| 4500   |        |         |        |
|        | 2018   |         |        |
| 456.28 |        | 793.11% | 270.63 |
|        |        | 2018    | 44     |
|        | 5330   |         |        |
| 2018   |        |         |        |
|        | 2018   |         |        |
| 187.19 |        | 575.26% | 589.53 |
|        | 34     | 1701    | 2018   |
|        | 2018   |         | 15.40  |
|        |        | 130.00  | 15.40  |
|        | 130.00 |         |        |
| 1      |        |         |        |

15.40

2018 0.00

2018 2500.00

2500.00 0.00

0.00

2018 12 31

11

0

2

0

0

0

0

0

9

50

518

100

47

2018



” “ ”

“ ” “

“ ”